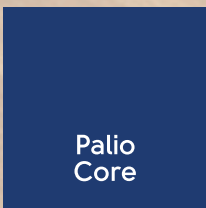


PALIO TRADE

by Karndean

RIGID CORE LUXURY VINYL FLOORING



QUICK AND EASY
TO INSTALL



DURABLE



LOW
MAINTENANCE



WATERPROOF



COMPATIBLE WITH
UNDERFLOOR
HEATING



GENNA SM-RCP6550

CONTENTS

WHAT IS PALIO TRADE BY KARNDEAN?	4
INTRODUCING PALIO CORE	6
CHOOSING YOUR LAYING PATTERN	8
CHOOSE PALIO CORE WHEN	10
WOOD AT A GLANCE	12
STONE AT A GLANCE	13
WOOD COLLECTION	14
STONE COLLECTION	22
SCOTIA AND SKIRTING	26
INSTALLATION GUIDELINES	28
TECHNICAL SPECIFICATION	29
VISIT US ONLINE	30

WHAT IS PALIO TRADE BY KARNDEAN?

Palio Trade by Karndean luxury vinyl flooring is not like typical vinyl. It doesn't come in rolls or sheets, it comes in robust, pre-cut planks and tiles. Our highly realistic designs look just like the wood and stone materials they're inspired by and offer the following benefits:



QUICK AND EASY TO INSTALL
Using our click-locking mechanism.



HIGHLY REALISTIC DESIGNS
Designed by Karndean's in-house product team to perfectly replicate real wood and stone.



DURABLE
The natural appearance of wood and stone but the durability and resilience of luxury vinyl with a 20 year residential guarantee.



LOW MAINTENANCE
Clean easily with a sweep and mop.
No sanding, varnishing or staining.



WATERPROOF
Won't swell, crack or warp when wet.



SOFT, WARM AND QUIET UNDERFOOT
No cold tiles, no clicking shoes.



HYGIENIC
Unlike carpets, our floors don't hold dust, dirt, pollen or other allergens.



COMPATIBLE WITH UNDERFLOOR HEATING
Up to 27°C.



DOMASO RCP6532







Palio
Core

INTRODUCING PALIO CORE

Palio Core combines our simple 2G™ click-locking mechanism with a rigid core construction which provides more stability on uneven subfloors. With its acoustic foam backing, it can reduce noise transfer to rooms below by up to 19dB and there is no need for additional underlay.



WHY PALIO CORE?

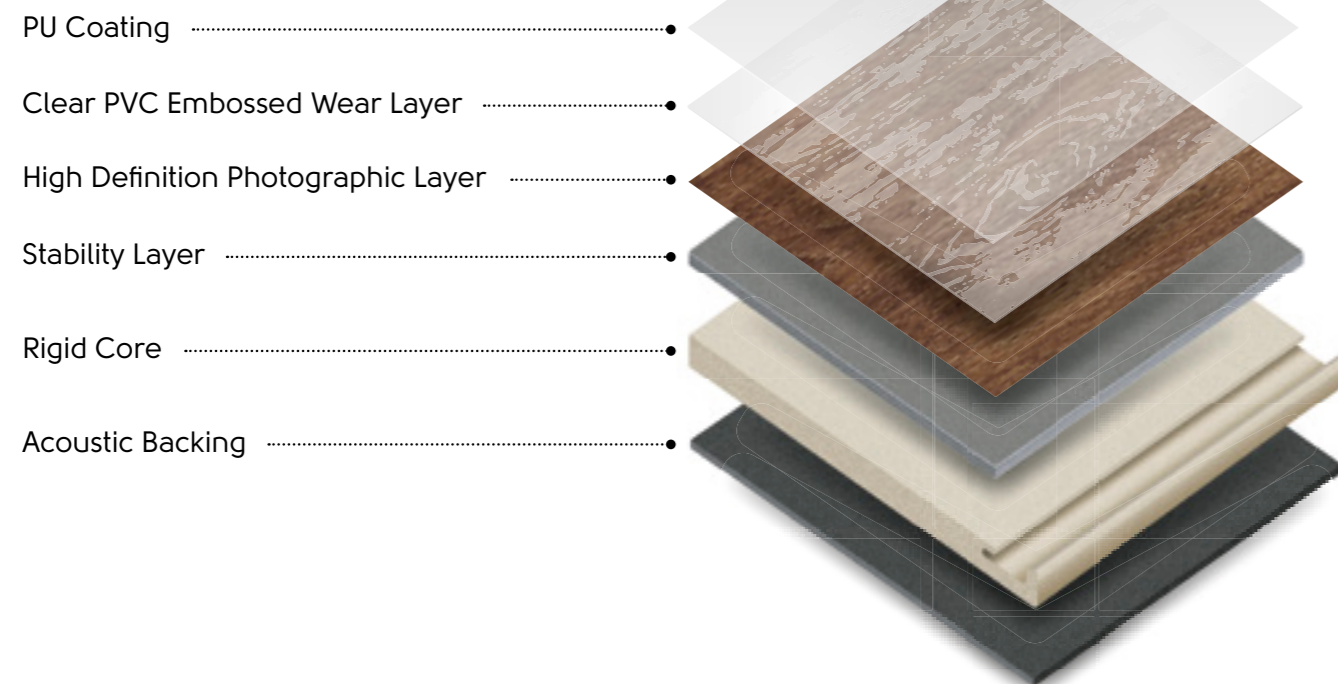
-  QUICK AND EASY TO INSTALL
-  PATENTED CLICK-LOCKING MECHANISM
-  NO UNDERLAY REQUIRED
-  INSTALLS OVER MOST EXISTING HARD FLOORS
-  REDUCES IMPACT NOISE TRANSFER BY 19dB
-  RIGID CORE CONSTRUCTION

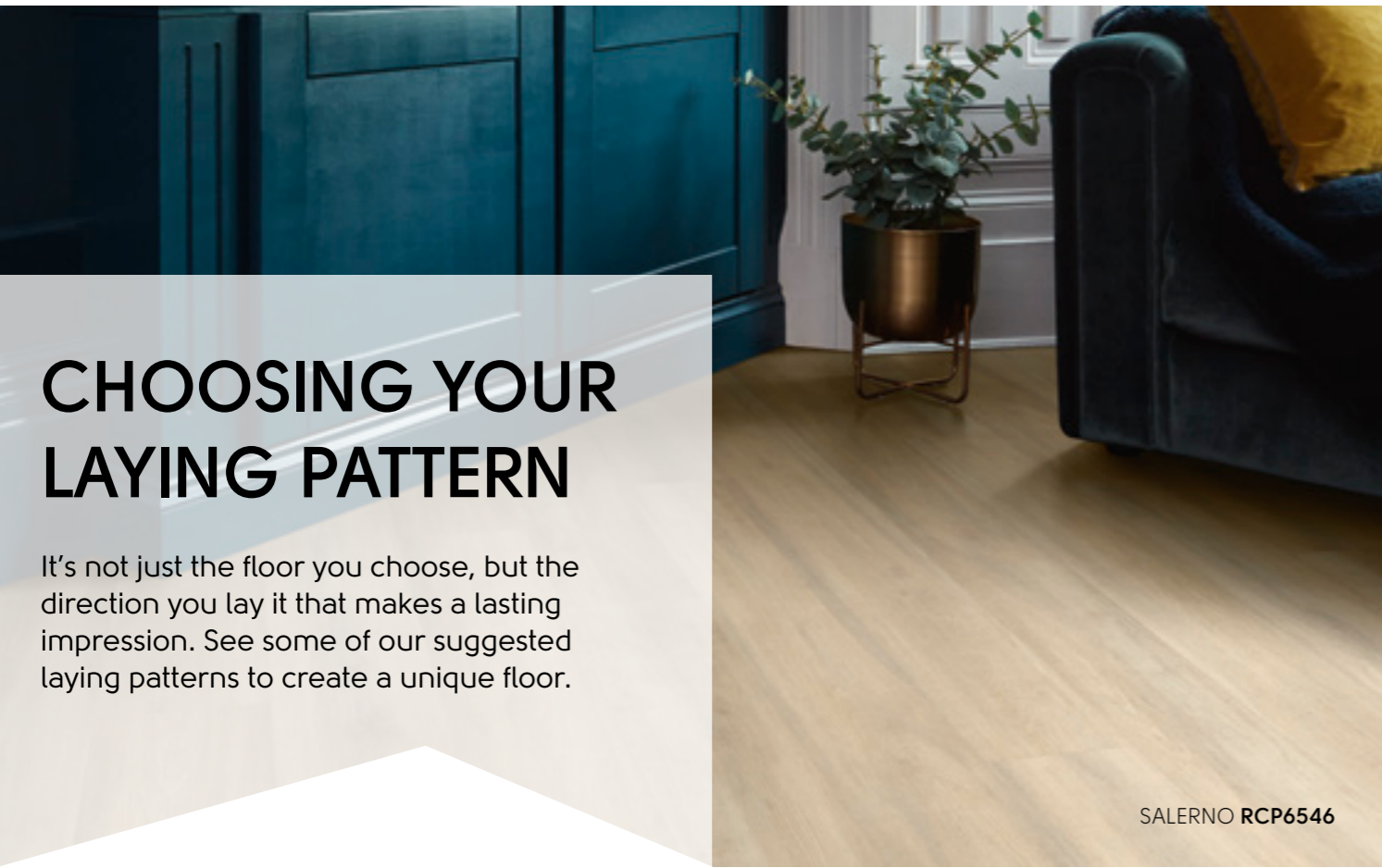


HERRINGBONE

Three of the Palio Core designs are available in both large and small planks. The smaller planks 596mm x 149mm, are laid in a modern herringbone design to create an extra sense of style. Look out for our herringbone icon.

PALIO CORE COMPOSITION



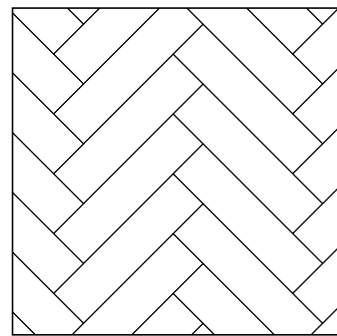


CHOOSING YOUR LAYING PATTERN

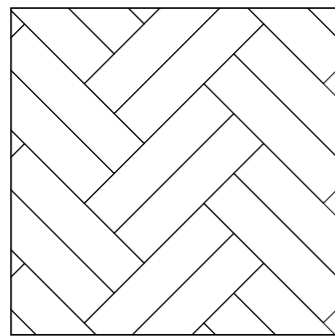
It's not just the floor you choose, but the direction you lay it that makes a lasting impression. See some of our suggested laying patterns to create a unique floor.

SALERNO RCP6546

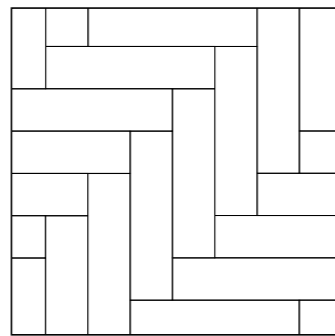
HERRINGBONE



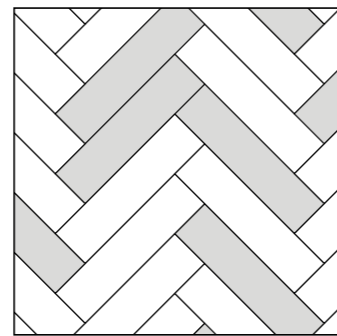
Herringbone



Double herringbone



90 degree herringbone



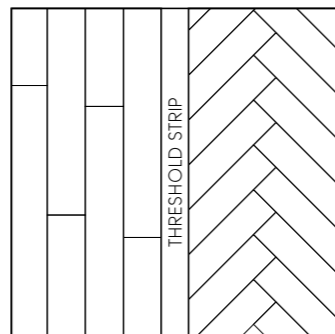
Herringbone mixed designs




MODENA SM-RCP6533

MIXED PATTERNS

Using a suitable threshold strip between different laying patterns means you can create room to room designs.

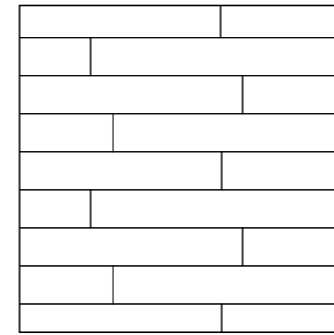


Staggered with herringbone

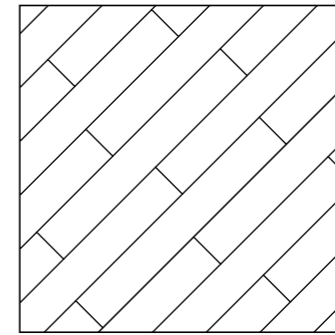


Diagonal with herringbone

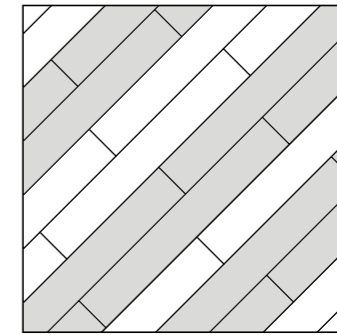
WOOD



Staggered

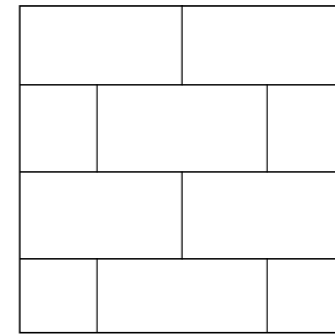


Diagonal

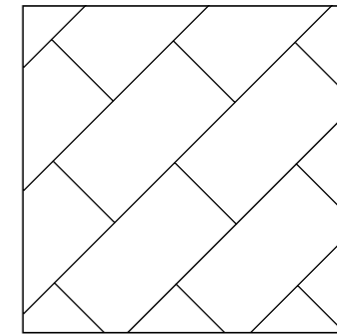


Striped (2-designs)

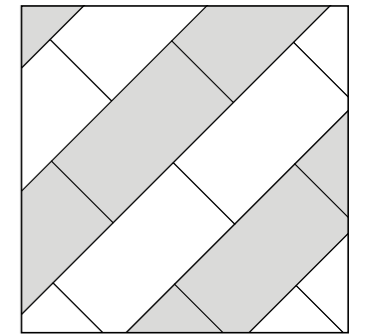
STONE



Brick Lay



Diagonal







Striped (2-designs)



CARINI RCT6307

CHOOSE PALIO CORE WHEN...

-  You would like a 100% waterproof floor.
-  You need superior acoustics between floors.
-  Your floor is still drying out such as new build developments.
-  You are working on a building with structural limitations or preservation requirements.



You need a quick, simple installation with minimal downtime.



AREZZO RCP6503



You need to install over an existing hard floor.

MODENA SM-RCP6533



You would like to fit underfloor heating.

ANDRIA RCP6544

WOOD AT A GLANCE



ANDRIA

RCP6544



SORANO

RCP6508



SALERNO

RCP6546



BARLETTA

RCP6549



MONZA

RCP6551



AREZZO

RCP6503



GALLINA

RCP6547



MONTIERI

RCP6504



GENNA

RCP6550




MODENA

RCP6533




DOMASO

RCP6532




BOLSENA

RCP6507



LUCCA

RCP6509



SCOPETI

RCP6548



BARLETTA RCP6549



Size: 1220mm x 179mm
Thickness: 6.5mm
Wear Layer: 0.55mm
Box Quantity: 2.184m²

WOOD HERRINGBONE AT A GLANCE



MODENA

SM-RCP6533




GENNA

SM-RCP6550



MONZA

SM-RCP6551



Size: 596mm x 149mm
Thickness: 6.5mm

Wear Layer: 0.55mm
Box Quantity: 1.954m²




GENNA SM-RCP6550

STONE AT A GLANCE




MASSA

RCT6306




CARINI

RCT6307




PIENZA

RCT6303



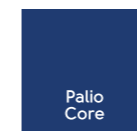
CATANIA

RCT6308



CETONA

RCT6304




Size: 307mm x 600mm
Thickness: 6.5mm

Wear Layer: 0.55mm
Box Quantity: 1.842m²



MASSA RCT6306




Palio floors are naturally warmer than wood or stone but are also compatible with underfloor heating up to 27°C.




MONZA SM-RCP6551

WOOD HERRINGBONE


596mm x 149mm



MODENA SM-RCP6533



GENNA SM-RCP6550



MONZA SM-RCP6551




MODENA SM-RCP6533

WOOD

1220mm x 179mm



ANDRIA RCP6544



SORANO RCP6508




SALERNO RCP6546




MONZA RCP6551



Click-locking planks or tiles together enables a quick and easy installation.



SALERNO RCP6546



BARLETTA RCP6549



MONZA RCP6551




AREZZO RCP6503

WOOD

1220mm x 179mm



GALLINA RCP6547



GENNA RCP6550



MODENA RCP6533



DOMASO RCP6532



MONTIERI RCP6504



GALLINA RCP6547



MONTIERI RCP6504



MODENA RCP6533



100% waterproof makes any Palio floor an ideal solution for bathrooms and kitchens.



BOLSENA RCP6507

WOOD

1220mm x 179mm



BOLSENA RCP6507




LUCCA RCP6509



SCOPETI RCP6548

STONE

307mm x 600mm



MASSA RCT6306



CATANIA RCT6308



CETONA RCT6304



MASSA RCT6306



CARINI RCT6307

STONE

307mm x 600mm



CARINI RCT6307




PIENZA RCT6303

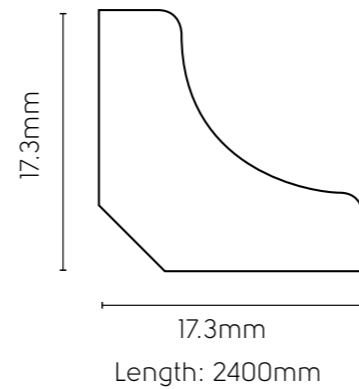


PIENZA RCT6303

100% WATERPROOF SCOTIA AND SKIRTING

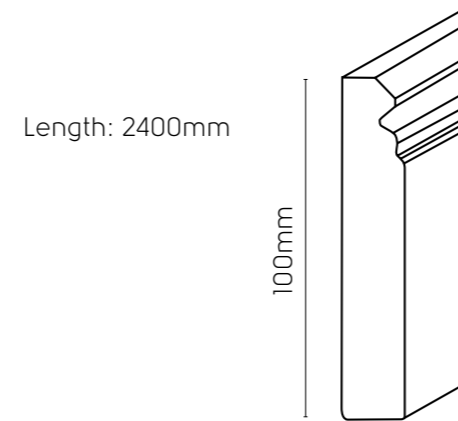
The light weight, flexible colour matched scotia helps finish the installation and hides your expansion gap.

AREZZO	SCO-RCP6503	
MONTIERI	SCO-RCP6504	
BOLSENA	SCO-RCP6507	
SORANO	SCO-RCP6508	
LUCCA	SCO-RCP6509	
DOMASO	SCO-RCP6532	
MODENA	SCO-RCP6533	
ANDRIA	SCO-RCP6544	
SALERNO	SCO-RCP6546	
GALLINA	SCO-RCP6547	
SCOPETI	SCO-RCP6548	
BARLETTA	SCO-RCP6549	
GENNA	SCO-RCP6550	
MONZA	SCO-RCP6551	
PIENZA	SCO-RCT6303	
CETONA	SCO-RCT6304	
MASSA	SCO-RCT6306	
CARINI	SCO-RCT6307	
CATANIA	SCO-RCT6308	
WHITE	SCO-WHITE	



Alternatively finish with a new paintable white skirting board to hide the expansion gap between the wall and the floor.

WHITE	SK100-WHITE	
-------	-------------	---



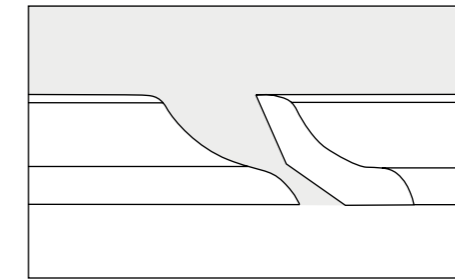
SCOTIA AND SKIRTING INSTALLATION GUIDELINES

For full instructions and guidance on cutting scotia and skirting visit palioflooring.com

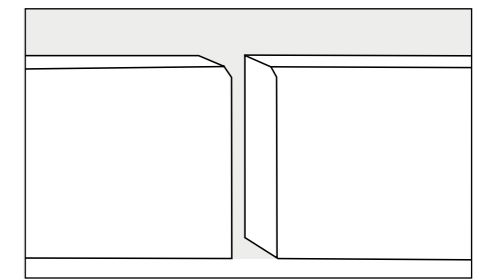
Joining straight lengths

Using a mitre block, cut the left hand piece at a 45 degree angle and for the right hand piece use the same 45 degree angle as the left hand piece and make the cut.

Scotia



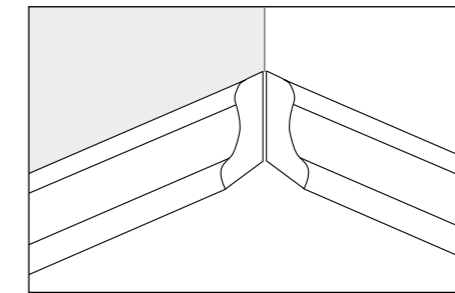
Skirting



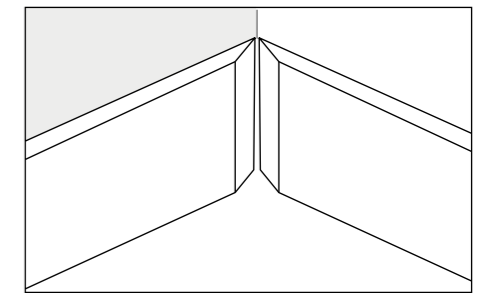
Internal corners

Using a mitre block, cut the left hand piece at 45 degrees sawing bottom left to top right. Cut the right hand piece at 45 degrees sawing bottom right to top left.

Scotia



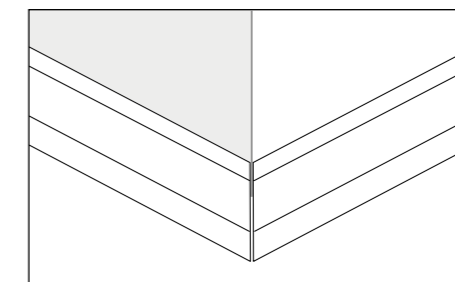
Skirting



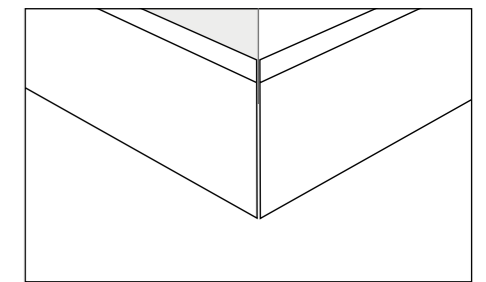
External corners

Using a mitre block, cut the left hand piece at 45 degrees sawing bottom right to top left. For the right hand piece, cut at 45 degrees sawing bottom left to top right.

Scotia



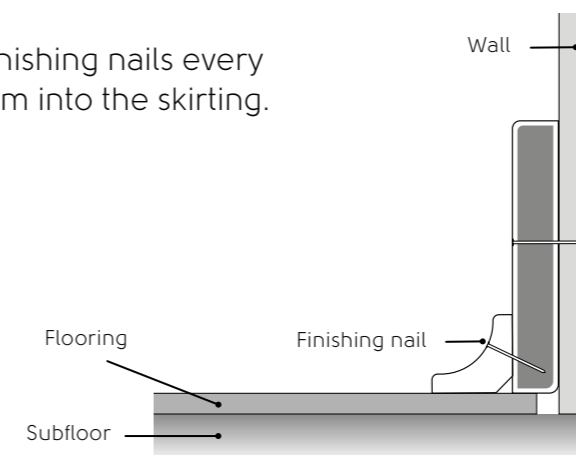
Skirting



Scotia

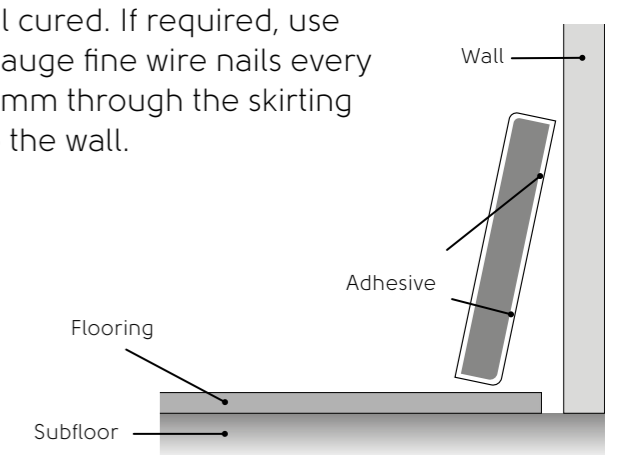
Apply cartridge/tube adhesive to the back of your scotia and affix to the wall/skirting.

Use finishing nails every 450mm into the skirting.



Skirting

Apply cartridge/tube adhesive to the back of the skirting and firmly press against the wall until cured. If required, use 18 gauge fine wire nails every 450mm through the skirting into the wall.



PALIO CORE INSTALLATION GUIDELINES

Please refer to palioflooring.com for the full installation instructions.

▶ Scan the QR code to view our installation video's.



SCORE

1. Using a knife and straight edge, score the plank/tile surface.



SNAP

2. Snap the plank/tile and use a knife to separate.



CLICK

3. No need for adhesive, click and lock the planks/tiles into place.



4. Continue to fit the rest of the floor. Remember to leave a 5mm expansion gap using spacers.

PALIO CORE TECHNICAL SPECIFICATION

	STANDARD	PALIO CORE RESULT
SIZE		Plank: 1220 mm x 179 mm Herringbone: 596 mm x 149 mm Tile: 307 mm x 600 mm
THICKNESS	ISO 24346	6.5 mm
WEAR LAYER	ISO 24340	0.55 mm
LOCKING MECHANISM*		2G™ angling installation system
SURFACE TREATMENT		PU coating
GUARANTEE**	Commercial Residential	15 years 20 years
BEVELLED EDGE		Micro
MASS PER UNIT AREA	EN ISO 23997	7480 g/m²
STANDARDS	EN 16511	Pass: Multilayer modular floorcovering panels
CLASSIFICATION	EN ISO 10874- Commercial EN ISO 10874- Domestic	33: Commercial heavy 23: Domestic heavy
REACTION TO FIRE	EN 13501-1	B _{f1-s1}
STAINING RESISTANCE	EN 438-2	Pass (grade 5)
LIGHT FASTNESS	EN ISO 105-B02	Pass ≥6
ABRASION RESISTANCE	EN 13329 Annex E	Pass >4000 cycles
FURNITURE CHAIR LEG	EN 424	Pass (no visible damage)
DIMENSIONAL STABILITY	BS EN ISO 23999	Pass ≤0.25%
SWELLING	ISO 24336	Pass (0.2%)
ACOUSTIC IMPACT NOISE REDUCTION	EN ISO 10140-1:2016 and EN ISO 10140-3:2010+A1:2015	ΔL _w = 19 dB ΔL _{LIN} = 11 dB
INDENTATION - RESIDUAL	ISO 24343-1	Pass ≤0.1 mm
IMPACT RESISTANCE	EN13329 Annex F	Pass ≥1800 mm
CASTOR CHAIR CONTINUOUS USE	EN 425/ ISO 4918	Pass 25,000 cycles
THERMAL RESISTANCE	ISO 8302	0.052 m²K/W Suitable for underfloor heating. Max 27°C
SLIP RESISTANCE***	EN 13893 DIN 51130	DS R10
LIGHT REFLECTANCE VALUE (LRV)	BS 8493:2008+A1:2010	See separate table
ADHESIVE		None required; please install according to our installation instructions.
ENVIRONMENTAL	Indoor Air Comfort FloorScore SCS-EC10.3-2014 v4.0 ISO 14001 / ISO 9001	Gold certification Compliant low emitting VOC emissions. Indoor air quality certified; Compliant low emitting VOC emissions. Manufactured to quality and environment management systems standard
RECYCLING		Suitable
PHthalate FREE		Yes

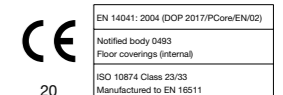
PALIO CORE PRODUCTS	
BOX QUANTITY	M²
10 Planks	2.184
22 Herringbone planks	1.954
10 Tiles	1.842

PALIO CORE PRODUCT	LRV
RCP6503	28
RCP6504	26
RCP6507	17
RCP6508	41
RCP6509	12
RCP6532	30
RCP6533	27
RCP6544	31
RCP6546	40
RCP6547	32
RCP6548	13
RCP6549	40
RCP6550	45
RCP6551	29
SM-RCP6533	27
SM-RCP6550	45
SM-RCP6551	29
RCT6303	40
RCT6304	11
RCT6306	60
RCT6307	40
RCT6308	30

* 2G™ is a patented technology invented by Välinge Innovation AB. The 2G™ word mark and logo are registered trademarks owned by Välinge Innovation AB and any use of such marks is under license.

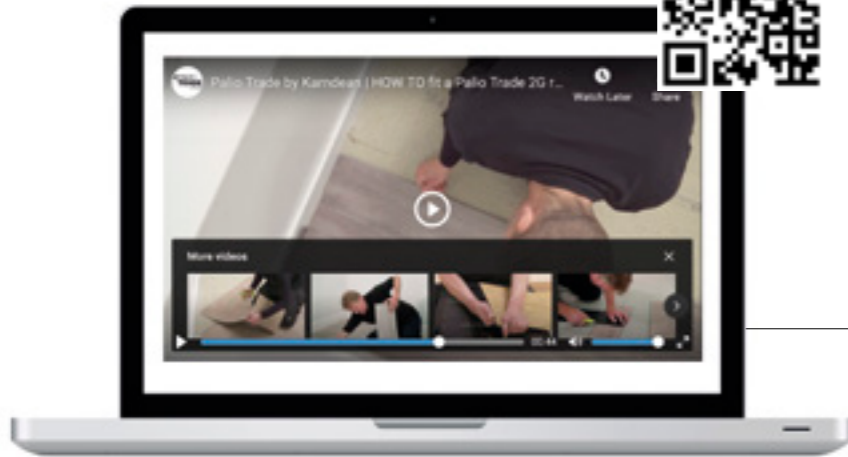
** Subject to terms. Please see our website.

***Slip resistance is measured on freestanding ex-factory product. Slip resistance can be affected by many factors, including but not limited to; product installation and underlayment, surface contamination, use, wear and how the product is maintained. Textural variation along the surface of the product can affect nominal values.



Swatches are cut from an overall design so decoration and shade may vary. The random nature of natural materials, from which our designs are taken, mean that significant colour and design variation is normal and enhances the natural look of our products.

VISIT US ONLINE

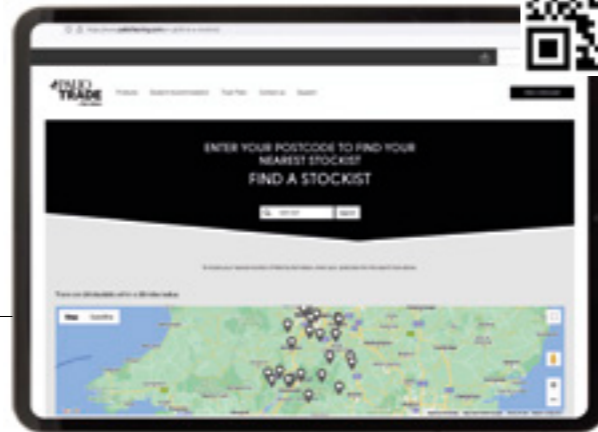


Video Hub

View our helpful 'how to' videos for hints and tips on how to fit Palio Core, including our herringbone pattern.

Find a stockist

Visit palioflooring.com where you can select a local stockist that has Palio Core in stock for you to pick up a sample or purchase your flooring.



Order samples

We provide a sample service to help you select which design is right for you. To use our fast and convenient sample service visit palioflooring.com or call **01386 820110** to order a chip size sample.



Keep up-to-date with us

Keep in touch on social media. Share your new floors and reviews with us; we look forward to hearing from you.

- Like us on Facebook [palioflooring](https://www.facebook.com/palioflooring)
- Follow us on Twitter [@PalioFlooring](https://twitter.com/PalioFlooring)
- Join us on LinkedIn [Palio Flooring by Karndean](https://www.linkedin.com/company/palio-flooring-by-karndean)



AREZZO RCP6503



SCOPETI RCP6548



SALERNO RCP6546



CATANIA RCT6308

 **PALIO
TRADE**
by Karndean

CONTACT US...

Crab Apple Way
Evesham
Worcestershire
WR11 1GP
01386 820110
info@palioflooring.com

palioflooring.com



Front cover: MODENA SM-RCP6533
PALBYKRNPCORE | KD7245UK 01/23

Palio
Core